


# Smart imaging for accelerated clinical trials

 **300+**  
Imaging sites globally

 **30+**  
trials as an imaging provider

 **60,000+**  
scans delivered

## Liver

- Liver Fat
- Fibroinflammation
- Iron Load
- Volume
- Liver Stiffness
- Biliary System Metrics

## Spleen

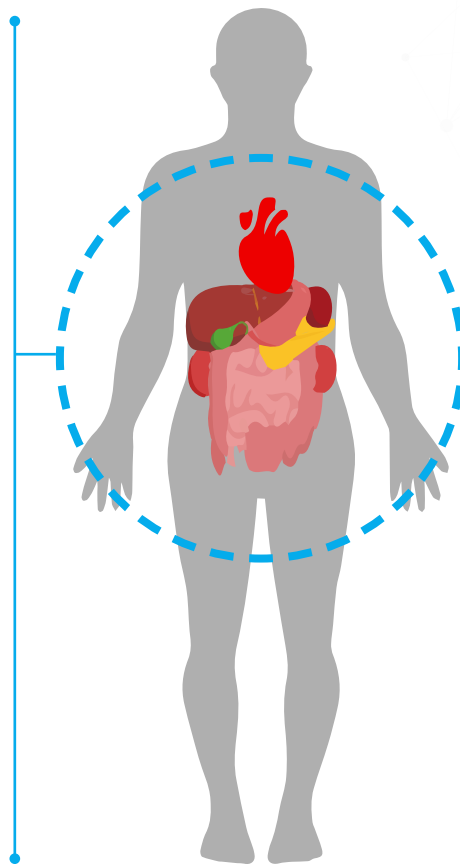
- Fibrosis
- Volume
- Portal Hypertension

## Pancreas

- Fibrosis
- Pancreatic Fat
- Volume

## Kidneys

- Fibrosis
- Diffusion
- Blood Oxygenation
- Volume
- Cortex Metrics
- Medulla Metrics



## Heart

- LV Function
- RV Function
- LV Mass
- LV Wall Thickness
- Diastolic Function

## Aorta

- Distensibility
- Diameter
- Wall Thickness
- Pulse Wave Velocity

## Colon

- Endoscopy
- Digital Pathology
- MR Enterography

## Body Composition

- Visceral Adipose Tissue (VAT)
- Subcutaneous Adipose Tissue (ASAT)
- Lean Muscle Mass
- Muscle Fat Infiltration (MFI)

**An unparalleled service for clinical studies in liver disease — including metabolic, autoimmune and cholestatic — cancer, diabetes, and IBD.**

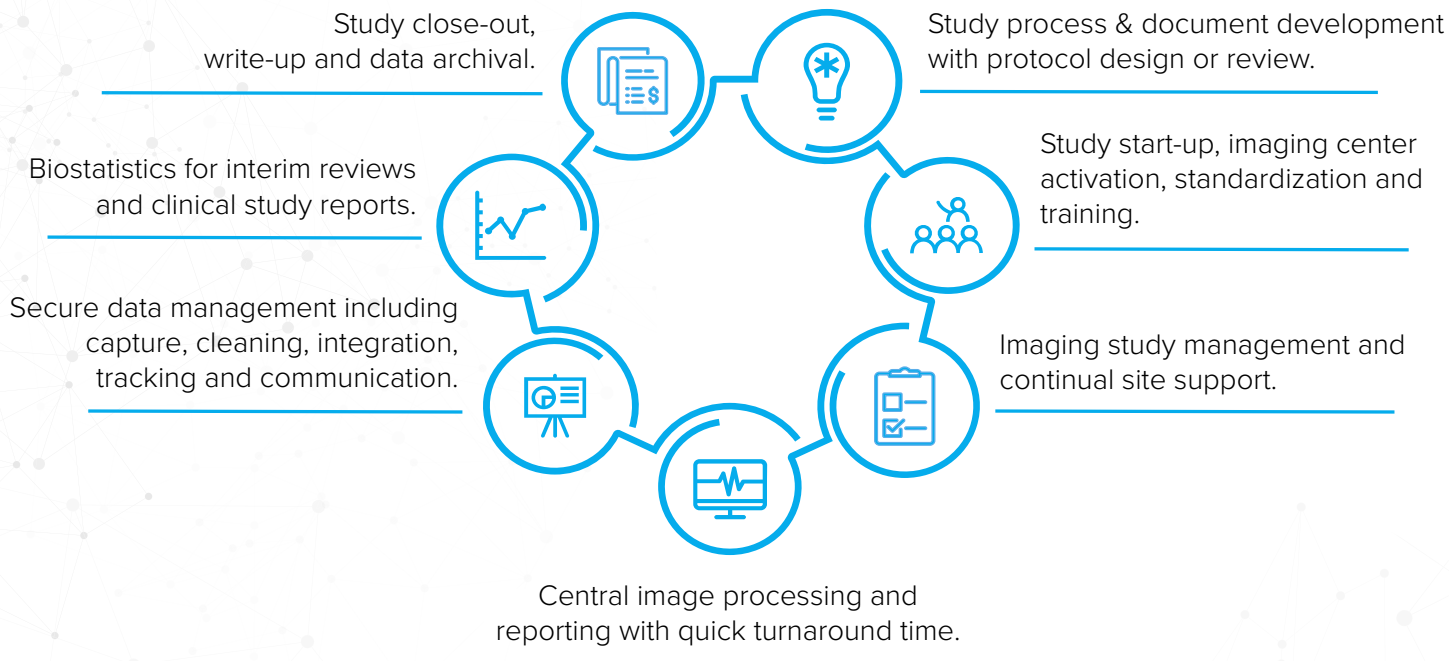
Contact us to see how we can help:

info@perspectum.com | perspectum.com

US: (+1) 650 392 0987 | UK: (+44) 1865 655 343

**Perspectum** 

# We provide a **turn-key imaging solution** for your clinical study



## De-risk your trial design

## Reduce timeline to approval



**Non-invasive**  
patient stratification



**Speed-up enrollment**  
& reduce drop-out



**Early efficacy**  
and safety indication



**Lower**  
screen fail rate



**Long-term**  
patient monitoring



**Enhance trial**  
enrichment

Contact us to see how we can help:

info@perspectum.com | [perspectum.com](https://www.perspectum.com)

US: (+1) 650 392 0987 | UK: (+44) 1865 655 343